MARATHON ELECTRIC GENERATORS

TYPICAL SUBMITTAL DATA

MODEL : 431PSL6242

BASE MODEL: 431PSL6242 **Winding WC- 1914**

Submittal Data: 600 Volts*, 175.2 kW, 219 kVA, 0.8 P.F., 1800 RPM, 60 Hz, 3 Phase

11/01/2001

Kilowatt ratings at	**1800 RPM**	**60 Hertz**	**4 LEADS**	**Dedicated voltage 3 phase**
kW (kVA)	**3 Phase**	**0.8 Power Factor**		**Dripproof or Open Enclosure**

	Class B	**Class F**					**Class H**		
Voltage*	**80º C ① Continuous**	**90º C ① Lloyds**	**95º C ① ABS**	**105º C British Standard**	**105º C Continuous**	**130º C ① Standby**	**125º C British Standard**	**125º C Continuous**	**150º C ① Standby**
600	140 (175)	155 (194)	160 (200)	170 (213)	170 (213)	180 (225)	170 (213)	175 (219)	190 (238)

①Rise by resistance method, Mil-Std-705, Method 680.1b. *British Standard Rating per BS 5000*

Submittal Data: 600 Volts*, 175.2 kw, 219 kVA, 0.8 P.F., 1800 RPM, 60 Hz, 3 Phase **STD. CONNECTION**

Mil-Std-705B

Method	**Description**	**Value**
301.1b	Insulation Resistance	>1.5 Meg
302.1a	High Potential Test	
	Main Stator	2000 Volts
	Main Rotor	1500 Volts
	Exciter Stator	1500 Volts
	Exciter Rotor	1500 Volts
	PMG Stator	NS**
401.1a	Stator Resistance, Line to Line	
	High Wye Connection	0.068 Ohms
	Rotor Resistance	0.656 Ohms
	Exciter Stator	18.5 Ohms
	Exciter Rotor	0.116 Ohms
	PMG Stator	NS**
410.1a	No Load Exciter Field Amps	0.64 A DC
	at 600 Volts Line to Line	
420.1a	Short Circuit Ratio	0.429
421.1a	Xd Synchronous Reactance	2.788 p.u.
		4.577 ohms
422.1a	X2 Negative Sequence React.	0.407 pu
		0.668 ohms
423.1a	X0 Zero Sequence Reactance	0.024 pu
		0.039 ohms
425.1a	X'd Transient Reactance	0.178 pu
		0.292 ohms
426.1a	X"d Subtransient Reactance	0.161 pu
		0.264 ohms
--	Xq Quadrature Synch. React.	1.371 pu
		2.251 ohms
427.1a	T'd Transient Short Circuit	
	Time Constant	0.062 sec.
428.1a	T"d Subtransient Short Circuit	
	Time Constant	0.013 sec.
430.1a	T'do Transient Open Circuit	
	Time Constant	1.46 sec.
432.1a	Ta Short Circuit Time	
	Constant of Armature Winding	0.017 sec.

Mil-Std-705B

Method	**Description**	**Value**
505.3b	Overspeed	2250 RPM
507.1c	Phase Sequence CCW-ODE	ABC
508.1c	Voltage Balance, L-L or L-N	0.20%
601.4a	L-L Harmonic Maximum - Total	5.0%
	(Distortion Factor)	
601.4a	L-L Harmonic Maximum - Single	3.0%
601.1c	Deviation Factor	5.0%
---	TIF (1960 Weightings)	< 50
---	THF (IEC, BS & NEMA Weightings)	< 2 %
652.1a	Shaft Current	< 0.1 ma
---	Main Stator Capacitance to ground	0.013 mfd

Additional Prototype Mil-Std Methods are Available on Request.

--	Generator Frame	431
--	Type	MAGNAPLUS
--	Insulation	Class H
--	Coupling - Single Bearing	Flexible
--	Amortisseur Windings	Full
--	Excitation	Ext. Voltage Regulated, Brushless
--	Voltage Regulator	SE350
--	Voltage Regulation	1.00%
--	Cooling Air Volume	1100 CFM
--	Heat rejection rate	953 Btu's/min
--	Full load current	211 amps
--	Minimum Input hp required	257.3
	Efficiency at rated load :	91.3%
--	Full load torque	750 Lb-ft

(3) Excitation support system or PMG required to sustain short circuit currents.
** Voltages refer to wye (star) connection, unless otherwise specified.*
*** Not supplied as standard equipment.*

Data rev. : 12/01/99
Version : 2001.2

TYPICAL DYNAMIC CHARACTERISTICS

MODEL : 431PSL6242

BASE MODEL: 431PSL6242 **Winding WC- 1914**
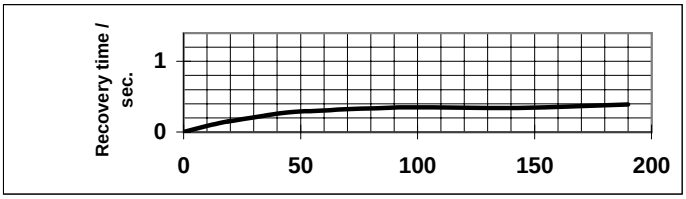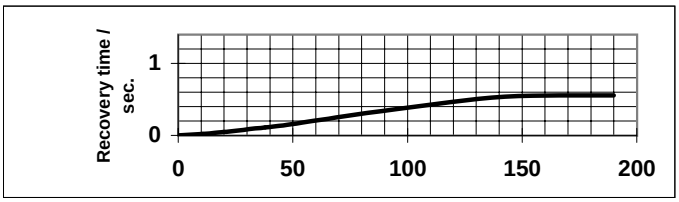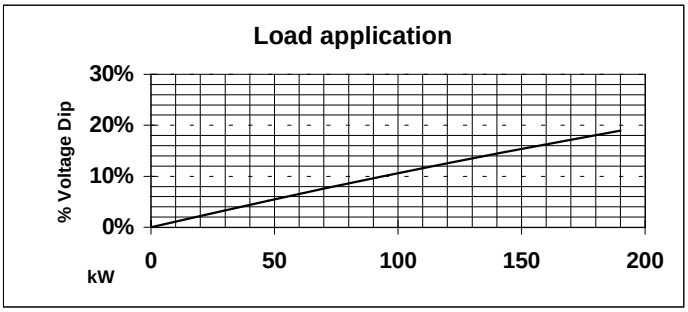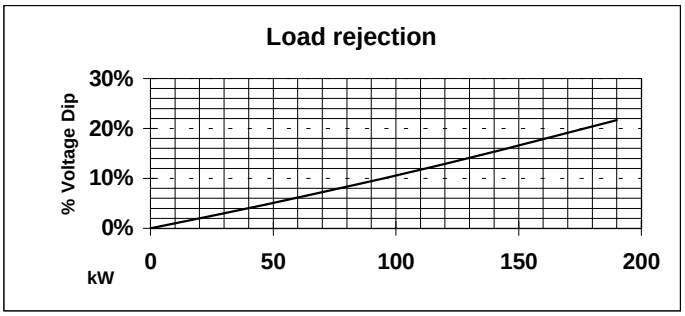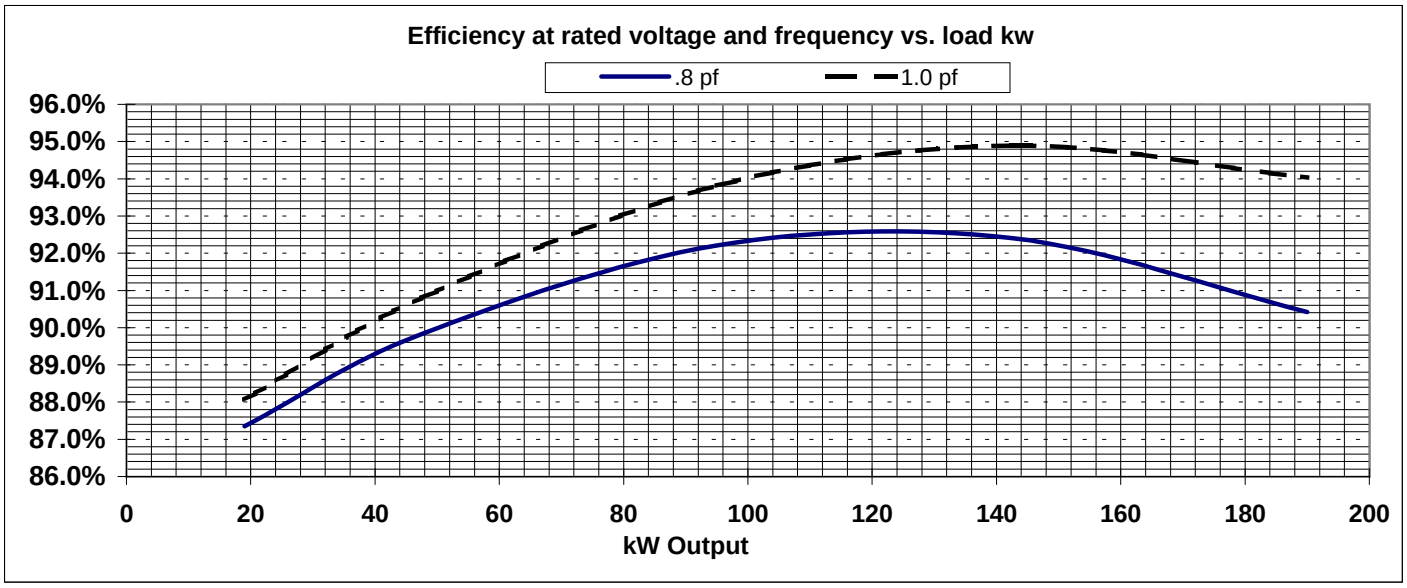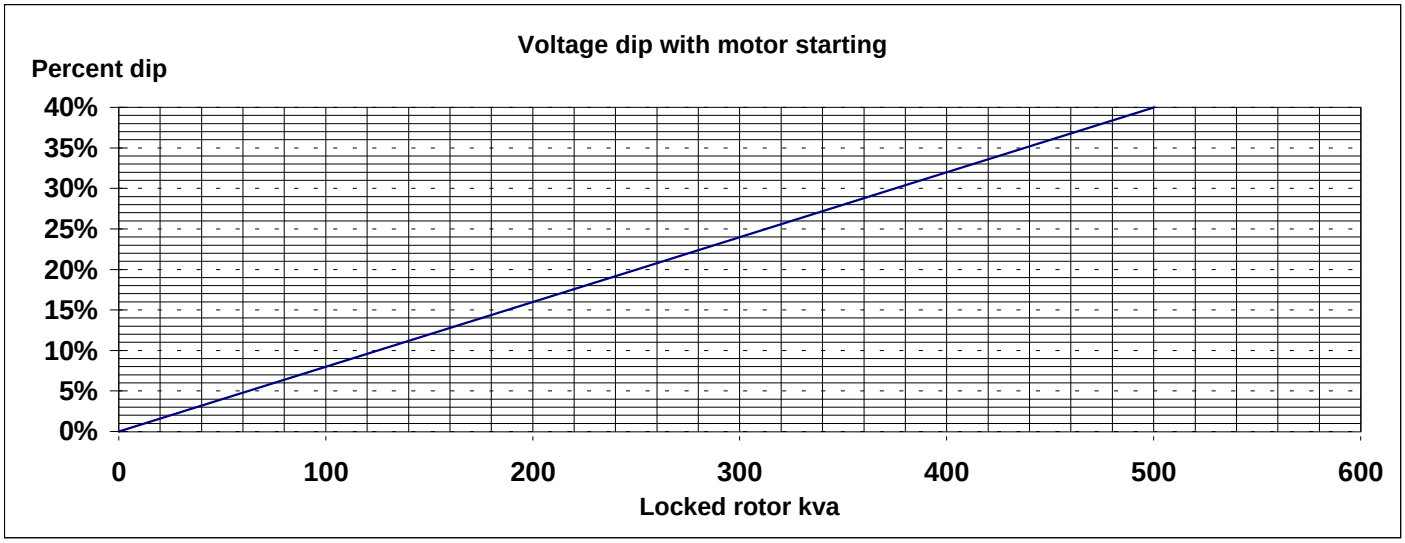
Submittal Data: 600 Volts*, 175.2 kW, 219 kVA, 0.8 P.F., 1800 RPM, 60 Hz, 3 Phase