MARATHON ELECTRIC GENERATORS

TYPICAL SUBMITTAL DATA

MODEL : 572RSL4030

BASE MODEL: 572RSL4030 **Winding H-SG 570074**

Submittal Data: 415 Volts*, 480 kW, 600 kVA, 0.8 P.F., 1500 RPM, 50 Hz, 3 Phase

10/23/2001

Kilowatt ratings at	**1500 RPM**		**50 Hertz**		**10 LEADS**	**Standard 3 phase**			
kW (kVA)	**3 Phase**		**0.8 Power Factor**			**Dripproof or Open Enclosure**			
	Class B	**Class F**					**Class H**		
Voltage*	**80º C ① Continuous**	**90º C ① Lloyds**	**95º C ① ABS**	**105º C British Standard**	**105º C Continuous**	**130º C ① Standby**	**125º C British Standard**	**125º C Continuous**	**150º C ① Standby**
440/220	290 (363)	330 (413)	345 (431)	375 (469)	375 (469)	425 (531)	410 (513)	415 (519)	450 (563)
415/208	355 (444)	395 (494)	410 (513)	440 (550)	440 (550)	480 (600)	450 (563)	465 (581)	500 (625)
400/200	375 (469)	410 (513)	420 (525)	450 (563)	450 (563)	490 (613)	465 (581)	480 (600)	510 (638)
380/190	400 (500)	420 (525)	410 (513)	450 (563)	450 (563)	490 (613)	470 (588)	480 (600)	515 (644)
346/173	370 (463)	390 (488)	385 (481)	420 (525)	420 (525)	450 (563)	445 (556)	445 (556)	480 (600)

①Rise by resistance method, Mil-Std-705, Method 680.1b. *British Standard Rating per BS 5000*

Submittal Data: 415 Volts*, 480 kw, 600 kVA, 0.8 P.F., 1500 RPM, 50 Hz, 3 Phase **STD. CONNECTION**

Mil-Std-705B Method	**Description**	**Value**
301.1b	Insulation Resistance	>1.5 Meg
302.1a	High Potential Test	
	Main Stator	2000 Volts
	Main Rotor	1500 Volts
	Exciter Stator	1500 Volts
	Exciter Rotor	1500 Volts
	PMG Stator	1500 Volts
401.1a	Stator Resistance, Line to Line	
	High Wye Connection	0.0089 Ohms
	Rotor Resistance	0.426 Ohms
	Exciter Stator	23 Ohms
	Exciter Rotor	0.045 Ohms
	PMG Stator	2.1 Ohms
410.1a	No Load Exciter Field Amps	0.8 A DC
	at 208/415 Volts Line to Line	
420.1a	Short Circuit Ratio	0.677
421.1a	Xd Synchronous Reactance	2.36 p.u.
		0.677 ohms
422.1a	X2 Negative Sequence React.	0.203 pu
		0.058 ohms
423.1a	X0 Zero Sequence Reactance	0.051 pu
		0.015 ohms
425.1a	X'd Transient Reactance	0.145 pu
		0.042 ohms
426.1a	X"d Subtransient Reactance	0.115 pu
		0.033 ohms
--	Xq Quadrature Synch. React.	1.1 pu
		0.316 ohms
427.1a	T'd Transient Short Circuit	
	Time Constant	0.116 sec.
428.1a	T"d Subtransient Short Circuit	
	Time Constant	0.01 sec.
430.1a	T'do Transient Open Circuit	
	Time Constant	2 sec.
432.1a	Ta Short Circuit Time	
	Constant of Armature Winding	0.02 sec.

Mil-Std-705B Method	**Description**	**Value**
505.3b	Overspeed	1875 RPM
507.1c	Phase Sequence CCW-ODE	ABC
508.1c	Voltage Balance, L-L or L-N	0.20%
601.4a	L-L Harmonic Maximum - Total	5.0%
	(Distortion Factor)	
601.4a	L-L Harmonic Maximum - Single	3.0%
601.1c	Deviation Factor	5.0%
---	TIF (1960 Weightings)	< 50
---	THF (IEC, BS & NEMA Weightings)	< 2 %
652.1a	Shaft Current	< 0.1 ma
---	Main Stator Capacitance to ground	0.03 mfd
	Additional Prototype Mil-Std Methods are Available on Request.	
--	Generator Frame	572
--	Type	MAGNAMAXDVR
--	Insulation	Class H
--	Coupling - Single Bearing	Flexible
--	Amortisseur Windings	Full
--	Excitation	Ext. Voltage Regulated, Brushless
--	Voltage Regulator	DVR2000
--	Voltage Regulation	0.25%
--	Cooling Air Volume	1190 CFM
--	Heat rejection rate	2081 Btu's/min
--	Full load current	835 amps
--	Minimum Input hp required	692.5
	Efficiency at rated load :	92.9%
--	Full load torque	2424 Lb-ft

(3) Excitation support system or PMG required to sustain short circuit currents.
** Voltages refer to wye (star) connection, unless otherwise specified.*

MARATHON ELECTRIC GENERATORS

TYPICAL DYNAMIC CHARACTERISTICS
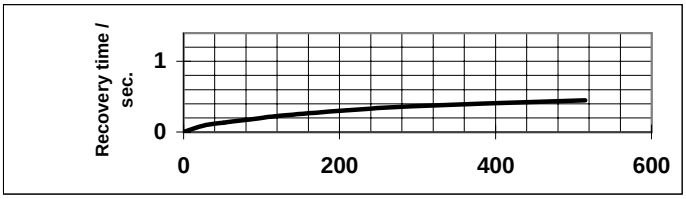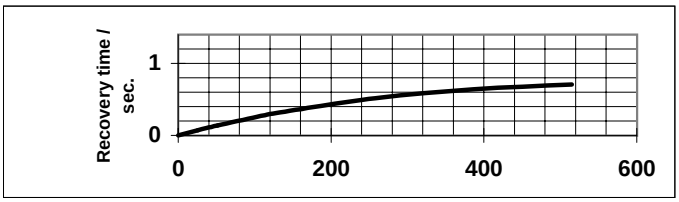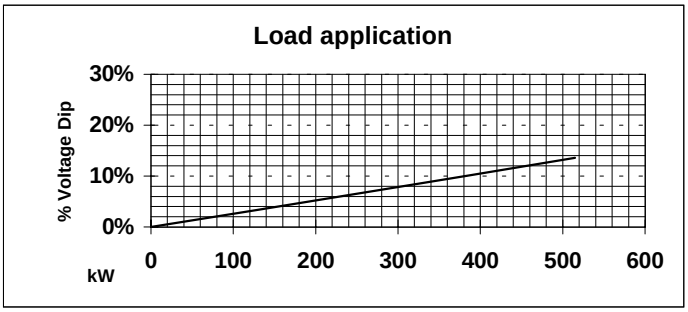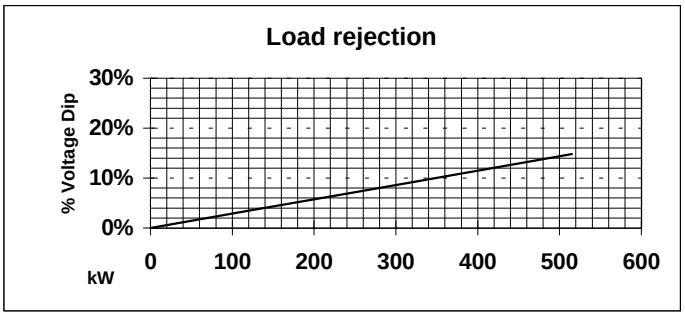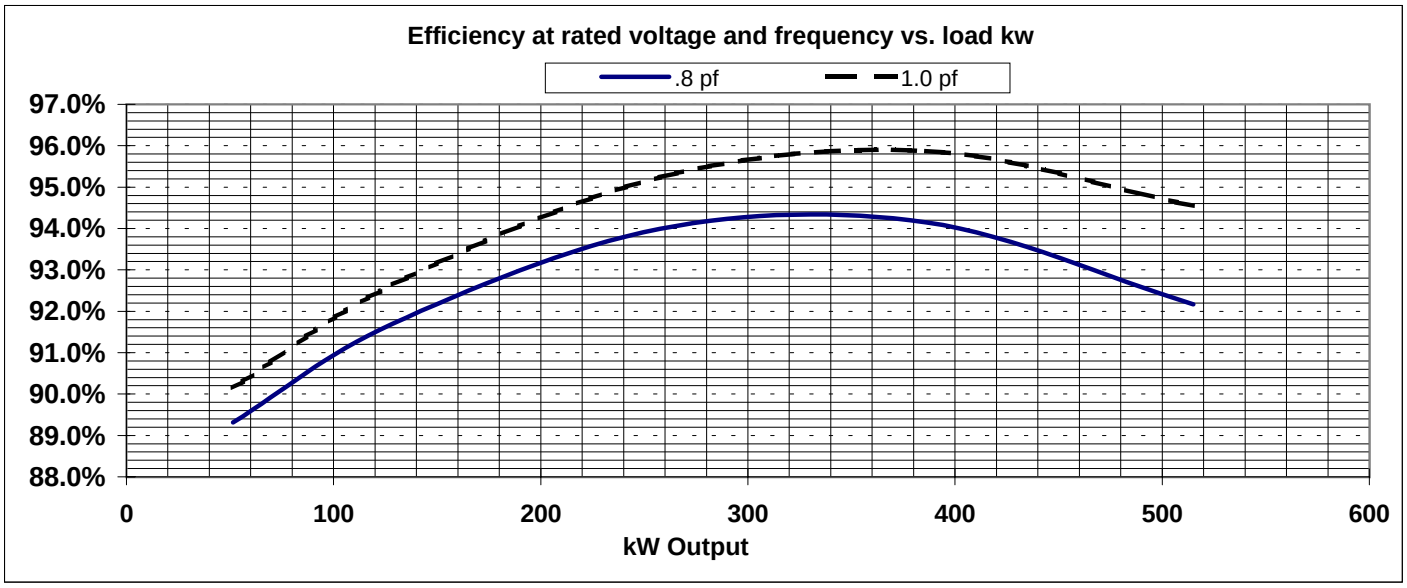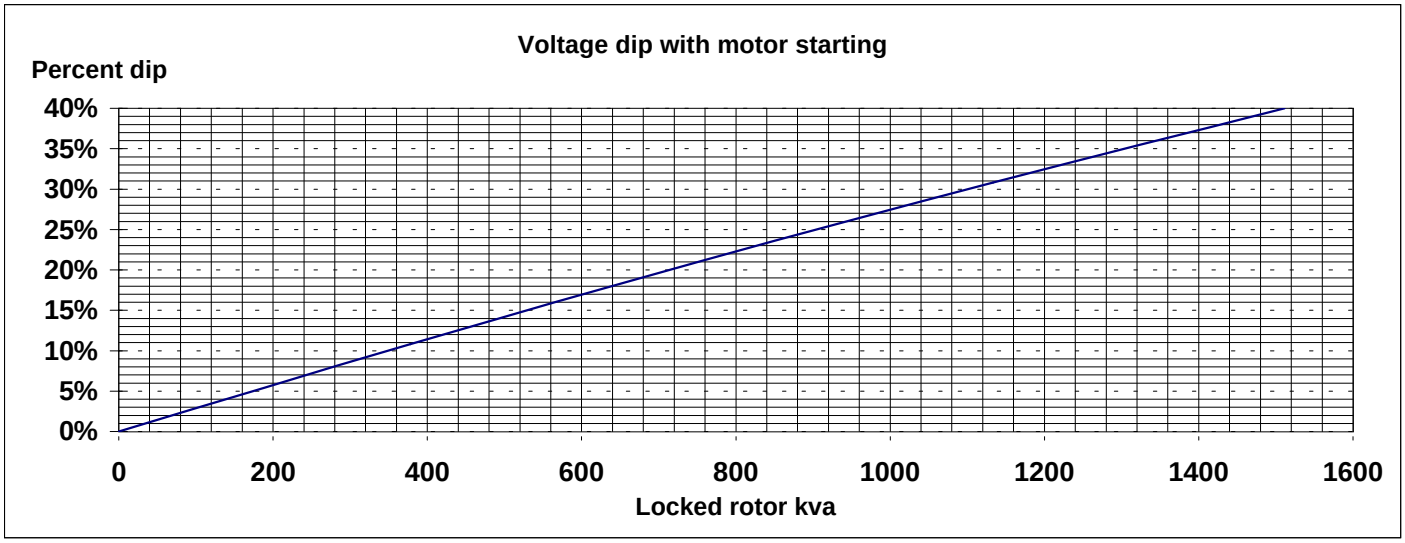
MODEL : 572RSL4030
BASE MODEL: 572RSL4030 **Winding H-SG 570074**
Submittal Data: 415 Volts*, 480 kW, 600 kVA, 0.8 P.F., 1500 RPM, 50 Hz, 3 Phase