MARATHON ELECTRIC GENERATORS

TYPICAL SUBMITTAL DATA

MODEL : 432RSL4009

BASE MODEL: 432RSL4009 **Winding H-SG 430046**

Submittal Data: 415 Volts*, 164.8 kW, 206 kVA, 0.8 P.F., 1500 RPM, 50 Hz, 3 Phase

10/23/2001

Kilowatt ratings at	**1500 RPM**		**50 Hertz**		**12 LEADS**	**Standard 3 phase**			
kW (kVA)	**3 Phase**		**0.8 Power Factor**			**Dripproof or Open Enclosure**			
	Class B	**Class F**					**Class H**		
Voltage*	**80º C ① Continuous**	**90º C ① Lloyds**	**95º C ① ABS**	**105º C British Standard**	**105º C Continuous**	**130º C ① Standby**	**125º C British Standard**	**125º C Continuous**	**150º C ① Standby**
440/220	100 (125)	111 (139)	116 (145)	124 (155)	124 (155)	139 (174)	132 (165)	135 (169)	145 (181)
415/208	127 (159)	139 (174)	143 (179)	151 (189)	151 (189)	165 (206)	160 (200)	162 (203)	171 (214)
400/200	137 (171)	148 (185)	153 (191)	160 (200)	160 (200)	174 (218)	164 (205)	171 (214)	180 (225)
380/190	145 (181)	154 (193)	158 (198)	166 (208)	166 (208)	178 (223)	169 (211)	175 (219)	179 (224)
346/173	132 (165)	139 (174)	143 (179)	149 (186)	149 (186)	160 (200)	158 (198)	158 (198)	163 (204)

①Rise by resistance method, Mil-Std-705, Method 680.1b. *British Standard Rating per BS 5000*

Submittal Data: 415 Volts*, 164.8 kw, 206 kVA, 0.8 P.F., 1500 RPM, 50 Hz, 3 Phase **STD. CONNECTION**

Mil-Std-705B Method	**Description**	**Value**
301.1b	Insulation Resistance	>1.5 Meg
302.1a	High Potential Test	
	Main Stator	2000 Volts
	Main Rotor	1500 Volts
	Exciter Stator	1500 Volts
	Exciter Rotor	1500 Volts
	PMG Stator	1500 Volts
401.1a	Stator Resistance, Line to Line	
	High Wye Connection	0.0418 Ohms
	Rotor Resistance	0.19 Ohms
	Exciter Stator	22.5 Ohms
	Exciter Rotor	0.022 Ohms
	PMG Stator	2.1 Ohms
410.1a	No Load Exciter Field Amps	0.8 A DC
	at 208/415 Volts Line to Line	
420.1a	Short Circuit Ratio	0.761
421.1a	Xd Synchronous Reactance	2.335 p.u.
		1.949 ohms
422.1a	X2 Negative Sequence React.	0.211 pu
		0.176 ohms
423.1a	X0 Zero Sequence Reactance	0.037 pu
		0.031 ohms
425.1a	X'd Transient Reactance	0.128 pu
		0.107 ohms
426.1a	X"d Subtransient Reactance	0.116 pu
		0.097 ohms
--	Xq Quadrature Synch. React.	0.973 pu
		0.812 ohms
427.1a	T'd Transient Short Circuit	
	Time Constant	0.068 sec.
428.1a	T"d Subtransient Short Circuit	
	Time Constant	0.01 sec.
430.1a	T'do Transient Open Circuit	
	Time Constant	1.15 sec.
432.1a	Ta Short Circuit Time	
	Constant of Armature Winding	0.013 sec.

Mil-Std-705B Method	**Description**	**Value**
505.3b	Overspeed	1875 RPM
507.1c	Phase Sequence CCW-ODE	ABC
508.1c	Voltage Balance, L-L or L-N	0.20%
601.4a	L-L Harmonic Maximum - Total	5.0%
	(Distortion Factor)	
601.4a	L-L Harmonic Maximum - Single	3.0%
601.1c	Deviation Factor	5.0%
---	TIF (1960 Weightings)	< 50
---	THF (IEC, BS & NEMA Weightings)	< 2 %
652.1a	Shaft Current	< 0.1 ma
---	Main Stator Capacitance to ground	0.01 mfd
	Additional Prototype Mil-Std Methods are Available on Request.	
--	Generator Frame	432
--	Type	MAGNAMAXDVR
--	Insulation	Class H
--	Coupling - Single Bearing	Flexible
--	Amortisseur Windings	Full
--	Excitation	Ext. Voltage Regulated, Brushless
--	Voltage Regulator	DVR2000
--	Voltage Regulation	0.25%
--	Cooling Air Volume	940 CFM
--	Heat rejection rate	733 Btu's/min
--	Full load current	287 amps
--	Minimum Input hp required	238.2
	Efficiency at rated load :	92.7%
--	Full load torque	834 Lb-ft

(3) Excitation support system or PMG required to sustain short circuit currents.
** Voltages refer to wye (star) connection, unless otherwise specified.*

Data rev. : 11/11/91
Version : 2001.2

MARATHON ELECTRIC GENERATORS

TYPICAL DYNAMIC CHARACTERISTICS
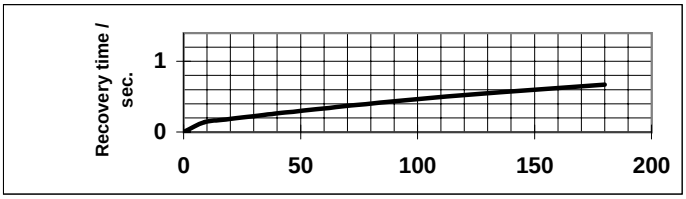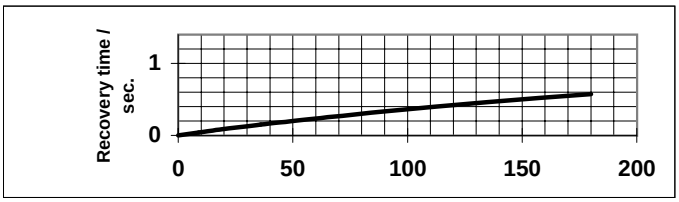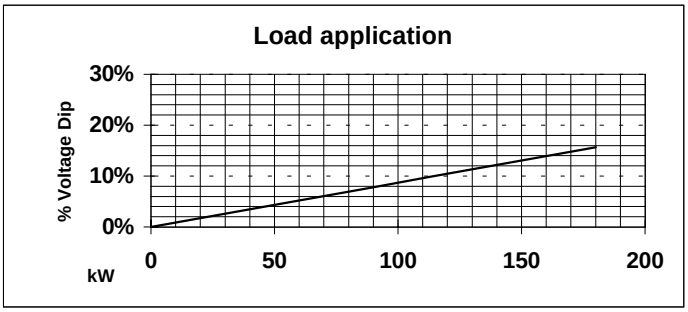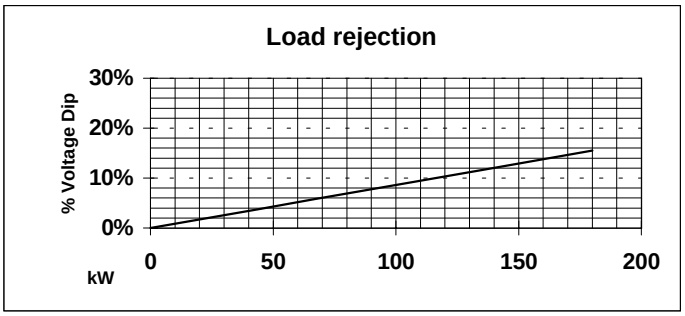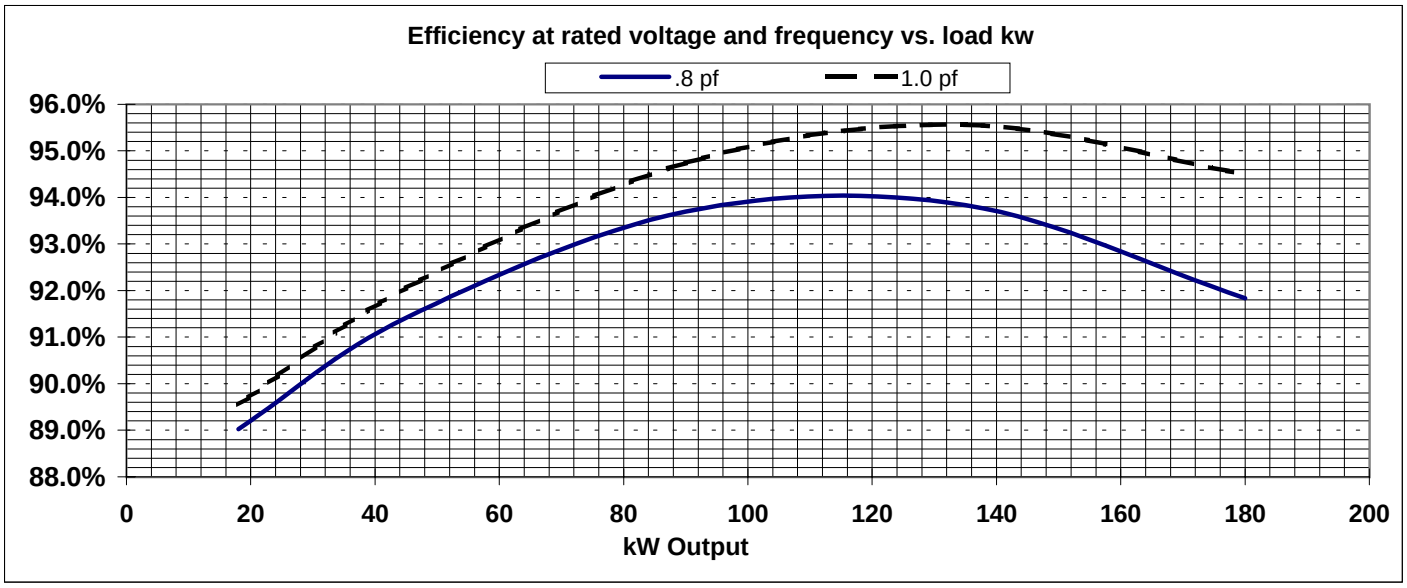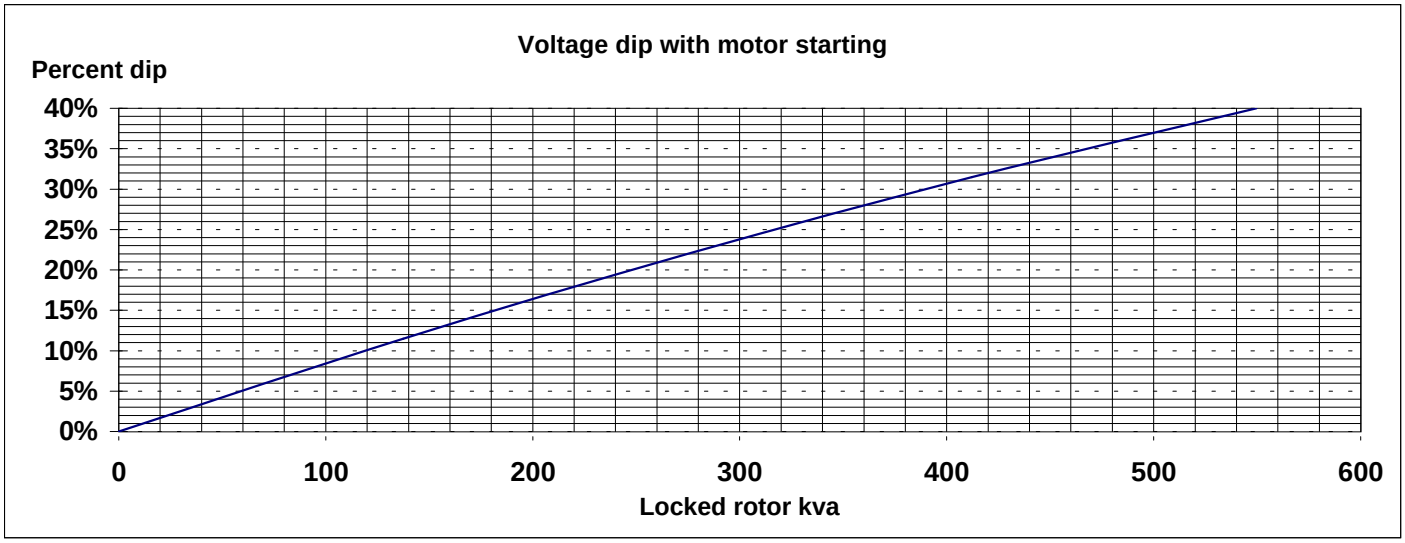
MODEL : 432RSL4009
BASE MODEL: 432RSL4009 **Winding H-SG 430046**
Submittal Data: 415 Volts*, 164.8 kW, 206 kVA, 0.8 P.F., 1500 RPM, 50 Hz, 3 Phase