MARATHON ELECTRIC®

A Subsidiary of Regal-Beloit Corporation

TYPICAL SUBMITTAL DATA

MODEL : 580MSL0892

BASE MODEL: 580MSL0892 **Winding WC- 892** **12/14/2000**

Submittal Data: 480 Volts*, 200 kW, 250 kVA, 0.8 P.F., 1800 RPM, 60 Hz, 3 Phase

Kilowatt ratings at	**1800 RPM**	**60 Hertz**	**10 LEADS**	**Standard 3 phase**
kW (kVA)	**3 Phase**	**0.8 Power Factor**		**Dripproof or Open Enclosure**

	Class B	**Class F**					**Class H**		
Voltage*	**80º C ① Continuous**	**90º C ① Lloyds**	**95º C ① ABS**	**105º C British Standard**	**105º C Continuous**	**130º C ① Standby**	**125º C British Standard**	**125º C Continuous**	**150º C ① Standby**
480	200 (250)	200 (250)	200 (250)	200 (250)	200 (250)	200 (250)	200 (250)	200 (250)	

①Rise by resistance method, Mil-Std-705, Method 680.1b. *British Standard Rating per BS 5000*

Submittal Data: 480 Volts*, 200 kw, 250 kVA, 0.8 P.F., 1800 RPM, 60 Hz, 3 Phase **STD. CONNECTION**

Mil-Std-705B Method	**Description**	**Value**
301.1b	Insulation Resistance	>1.5 Meg
302.1a	High Potential Test	
	Main Stator	2000 Volts
	Main Rotor	1500 Volts
	Exciter Stator	1500 Volts
	Exciter Rotor	1500 Volts
	PMG Stator	NS**
401.1a	Stator Resistance, Line to Line	
	High Wye Connection	0.0114 Ohms
	Rotor Resistance	0.59 Ohms
	Exciter Stator	
	Exciter Rotor	0.013 Ohms
	PMG Stator	NS**
410.1a	No Load Exciter Field Amps	
	at 240/480 Volts Line to Line	
420.1a	Short Circuit Ratio	1.008
421.1a	Xd Synchronous Reactance	1.32 p.u.
		1.215 ohms
422.1a	X2 Negative Sequence React.	0.071 pu
		0.065 ohms
423.1a	X0 Zero Sequence Reactance	0.008 pu
		0.007 ohms
425.1a	X'd Transient Reactance	0.106 pu
		0.098 ohms
426.1a	X"d Subtransient Reactance	0.067 pu
		0.062 ohms
--	Xq Quadrature Synch. React.	Not Available
427.1a	T'd Transient Short Circuit	
	Time Constant	0.17 sec.
428.1a	T"d Subtransient Short Circuit	
	Time Constant	0.035 sec.
430.1a	T'do Transient Open Circuit	
	Time Constant	2.11 sec.
432.1a	Ta Short Circuit Time	
	Constant of Armature Winding	0.011 sec.

Mil-Std-705B Method	**Description**	**Value**
505.3b	Overspeed	2250 RPM
507.1c	Phase Sequence CCW-ODE	ABC
508.1c	Voltage Balance, L-L or L-N	0.20%
601.4a	L-L Harmonic Maximum - Total	@NA
	(Distortion Factor)	
601.4a	L-L Harmonic Maximum - Single	@NA
601.1c	Deviation Factor	@NA
---	TIF (1960 Weightings)	< @NA
652.1a	Shaft Current	< 0.1 ma
---	Main Stator Capacitance to Ground	@NA mfd
	Additional Prototype Mil-Std Methods are Available on Request.	
--	Generator Frame	580
--	Type	LIMA MAC
--	Insulation	Class F
--	Coupling - Single Bearing	Flexible
--	Amortisseur Windings	Full
--	Excitation	Ext. Voltage Regulated, Brushless
--	Voltage Regulator	NONE
--	Voltage Regulation	4.00%
--	Cooling Air Volume	3675 CFM
--	Heat rejection rate	688 Btu's/min
--	Full load current	301 amps
--	Minimum Input hp required	284.3
	Efficiency at rated load :	94.3%
--	Full load torque	829 Lb-ft

(3) Excitation support system or PMG required to sustain short circuit currents.
** Voltages refer to wye (star) connection, unless otherwise specified.*
*** Not supplied as standard equipment.*

Data rev. : 01/01/00
Version : Win98.3

MARATHON ELECTRIC GENERATORS

TYPICAL DYNAMIC CHARACTERISTICS

MODEL : 580MSL0892

BASE MODEL: 580MSL0892 **Winding WC- 892**
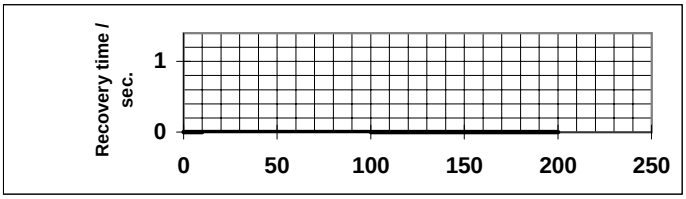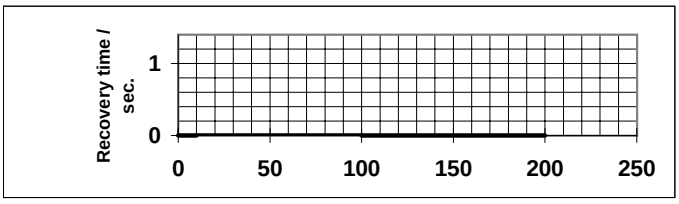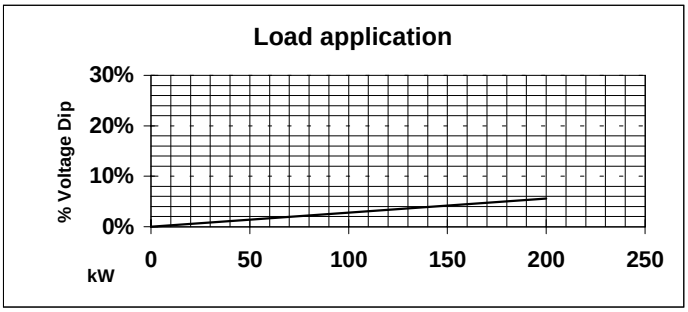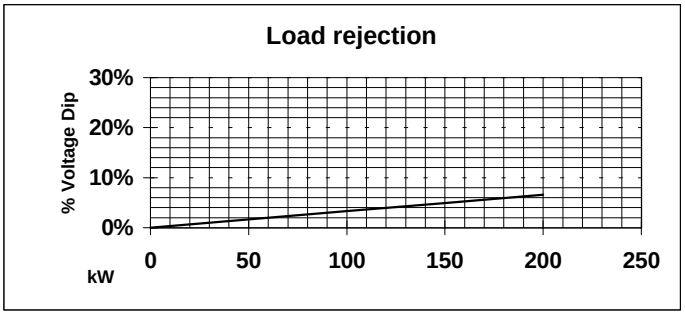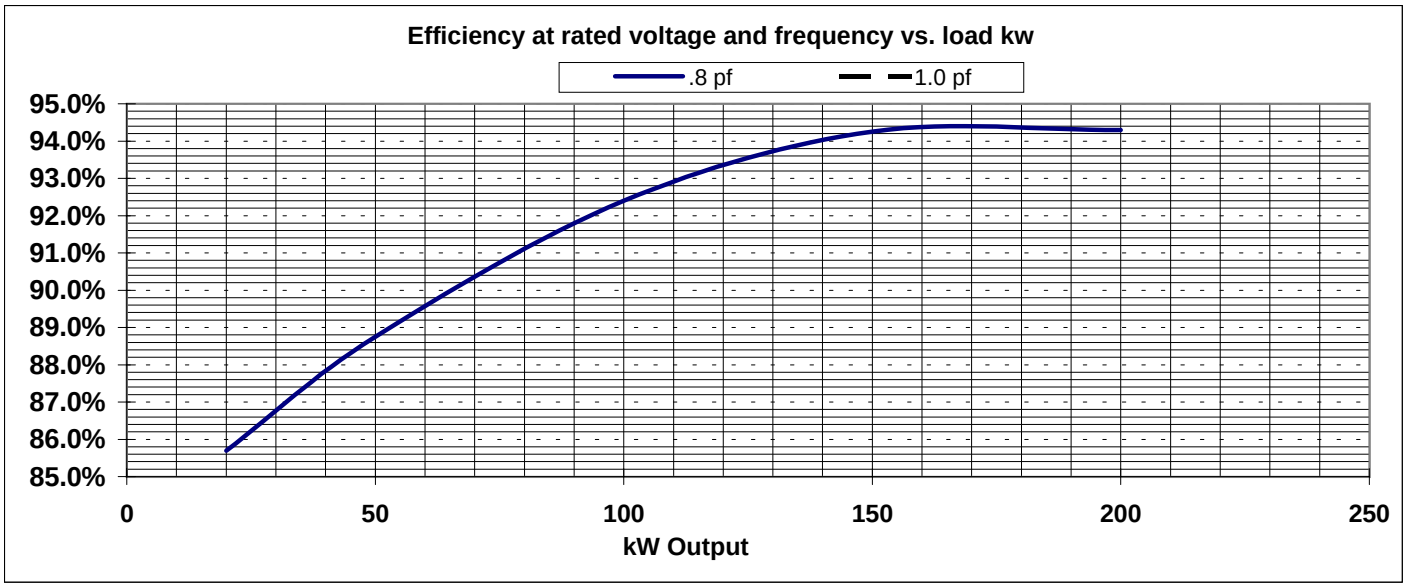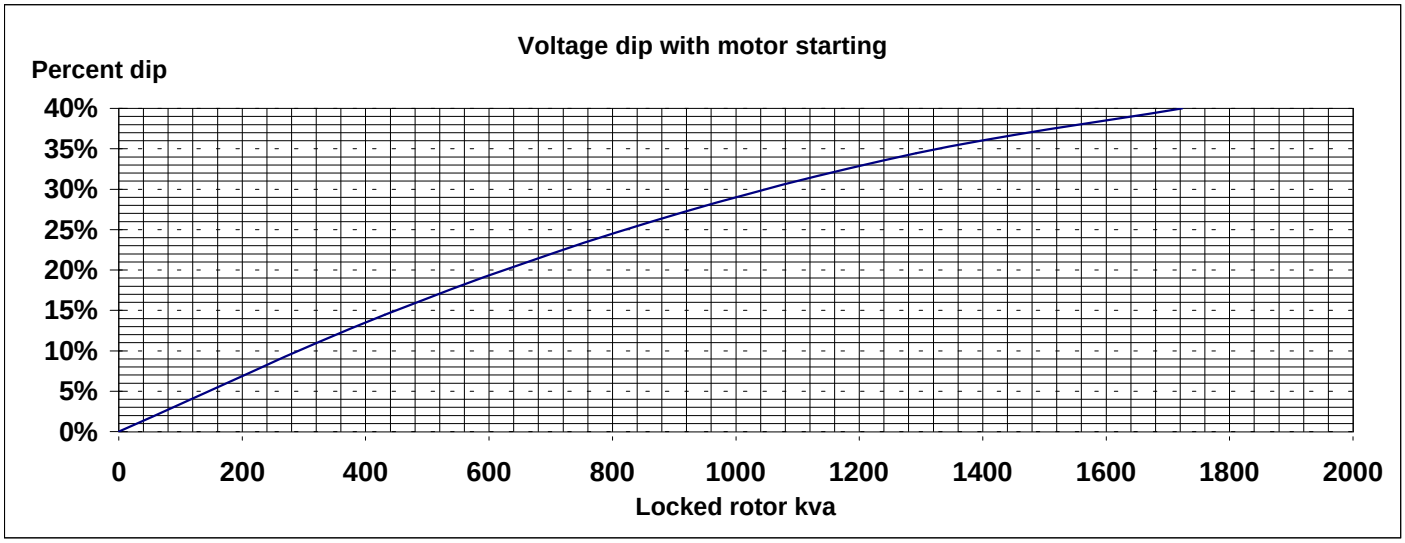
Submittal Data: 480 Volts*, 200 kW, 250 kVA, 0.8 P.F., 1800 RPM, 60 Hz, 3 Phase