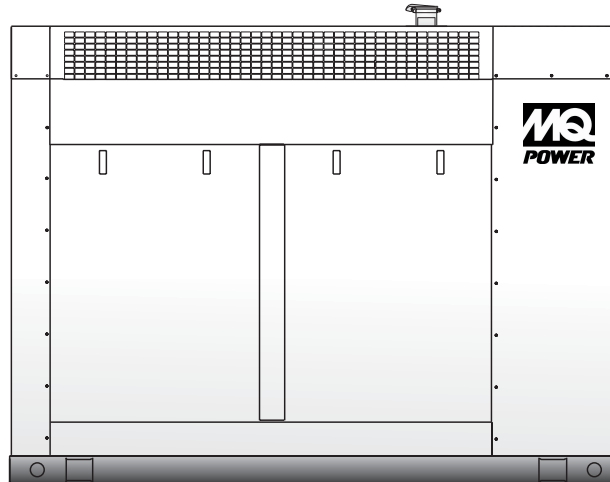




30kW Diesel On-Site Power Industrial Generator

Model	Emissions	Standby Rating	Prime Rating
MQP30DZ	EPA Certified	60 Hertz	
		30 kW (37.5 kVA)	27 kW (33.75 kVA)



Standard Features

Heavy Duty Engine

- Heavy duty, 4-cycle, diesel engine; turbocharged, direct injection, water cooled, overhead valves.
- Manual speed control governor.
- Meets EPA emissions standards for mobile off-highway.

Alternator

- Brushless, 4-pole, synchronous, 12 lead design.
- Class H insulation system conforms to NEMA MG1-22, BS5000, CSA-C22-2, IEC-34-1 standards for temperature rise.
- Sustained short-circuit capability allowing downstream coordination breakers to trip without collapsing the generator field.
- Drip-proof, self-venting, amortisseur windings.
- Epoxy impregnated windings with tropical insulation for increased environmental protection and long life.
- Exceptional waveshape and voltage balance; 2/3 pitch winding to minimize harmonic distortion.

Electronic Voltage Regulator

- Encapsulated electronic voltage regulator precisely regulates the current into the exciter field.
- Voltage regulation of $\pm 1.0\%$ no load to full load.

Full Load Acceptance

- Accepts 100% of standby nameplate rating in one step, in compliance with NFPA, para 5-13.2.6.

Cooling System

- Closed circuit, pressurized system with ambient temperature rating of 50°C (122°F).

Generator Control Panel

- ICS-50™ microprocessor-based, digital control panel; vibration isolated and NFPA 110 compliant.
- Liquid crystal display screen with alpha-numeric readout for display and programming.
- Self-diagnostic feature continuously verifies processing, memory circuits and input/output.

Skid and Housing

- Generator available as skid-mount or sub-base tank mount design.
- Integral vibration isolators.
- Outdoor weather-protective or sound-attenuated housings.
- Steel battery rack and battery cables.

Warranty

- Engine-generator sets are covered by an express written 2-year/2000 hour (whichever occurs first) limited warranty.
- Optional extended warranties available.

Agency Approval

- UL 2200 certification.



30kW Diesel On-Site Power Industrial Generator

Alternator Specifications	Standard 3-Phase Generator	Optional Full Output 1-Phase Generator
Manufacturer/Model	Marathon MagnaPlus 283PSL1707	Marathon MagnaPlus 283PSL1718
Type	4-Pole, Rotating Field	4-Pole, Rotating Field
Exciter Type	Brushless, Shunt Excitation Design	Brushless, Shunt Excitation Design
Number of Leads	12 Lead, Broad Range, Reconnectable	4 Lead
Voltage Regulator	SE350, Solid State, Volts-per-Hertz	SE350, Solid State, Volts-per-Hertz
Insulation	NEMA MG1-1.66	NEMA MG1-1.66
Material	Class H	Class H
Temperature Rise	125°C, Standby Rating	125°C, Standby Rating
Bearing, Type	Single, Sealed	Single, Sealed
Coupling	Flexible Disk Type	Flexible Disk Type
Cooling Air Volume	250 cfm (7.1 m ³ /min.)	250 cfm (7.1 m ³ /min.)
Amortisseur Windings	Full	Full
Voltage Regulation (no load to full load)	±1%	±1%
Single Step Load Acceptance per NFPA 110	100% of Rating	100% of Rating

Engine Specifications

Manufacturer/Model	Deutz TD 2009 L4
Type	4-cycle, naturally aspirated, turbocharged, water cooled
Cylinder Arrangement	4 In-Line
Displacement	140 in ³ (2.9 liter)
Bore	3.54 in. (90 mm)
Stroke	3.54 in. (90 mm)
Compression Ratio	18 : 1
Cylinder Block	Ribbed gray, cast iron
Cylinder Head	Block type, cast iron
Crankshaft	Steel forged
Brake Mean Effective Pressure (BMEP)	135 psi (930 kPa)
Rated RPM	2800 RPM
Max. Power @ Rated RPM	Standby: 67 hp (50 kW)
Governor Type	Electrical
Frequency Regulation: no load to full load	8% under varying loads from no load to 100% rated load.
Frequency Regulation: Steady State	±0.5% of mean value for constant loads from no load to full load.
Air Cleaner Type	Dry

Rating Guidelines

STANDBY POWER: Rating corresponds to ISO Standard Fuel Stop Power. It is applicable for supplying standby electrical power at variable load in areas with well established electrical networks in the event of normal utility power failure. No overload capability is available for this rating.

PRIME POWER: Rating corresponds to ISO Standard Power for continuous operation. It is applicable for supplying electrical power at variable load for an unlimited number of hours instead of commercially purchased power. A 10% overload capability is available for this rating.

SINGLE PHASE OUTPUT: Broad range alternators can supply single phase output up to 2/3 set rated 3-phase kW at 1.0 P.F. Refer to Amperage chart.

Amperage

Voltage	Phase	Wire	Amperage
120/208 Volt	3	4	104
120/240 Volt	3	4	90
277/480 Volt	3	4	45
120/240 Volt	1	3	83
120/240 Volt Full Output	1	3	125

Lubrication System

Type	Gear Driven
Oil Capacity-Less Filter	1.7 gallons (6.5 liters)
Oil Capacity-With Filter	2.0 gallons (7.5 liters)
Oil Filter	Disposable, spin-on
Oil Pressure At Rated Speed	32 psi (220 kPa)
Maximum Oil Temperature	266°F (130°C)

Engine Electrical System

Battery Charging Alternator - Make	Mitsubishi
Ground Type	Negative
Volts (DC)	12 VDC
Ampere Rating	50A
Starter Motor Make/Model	Nippon Denso
Starter Motor Rated Voltage	12 VDC
Starter Motor Battery Capacity	525 cca
Pre-Heater Type	Pin type glow plugs



30kW Diesel On-Site Power Industrial Generator

Cooling System

Exhaust Manifold Type	Dry
Radiator Design	Standard horizontal discharge
Ambient Temperature Rating	122°F (50°F)
Coolant Capacity (Engine Only)	.828 gal (3.122 L)
Water Pump:	
Design	Belt driven
Type	Centrifugal Vane
Coolant Flow	26.16 gal/min (99.1 L/min)
Radiator Cooling Air	Forced air
Heat Rejection At Rated Load:	
From Engine	N/A
To Coolant	24.5 Btu/sec (27.5 kW)
Fan Diameter	16.9 in. (430 mm)
Fan Horsepower	2.68 hp (2 kW)
Thermostat:	
High Water Temperature Indication	230°F (110°C)
Pressure Cap Setting	15 lbs

Fuel System

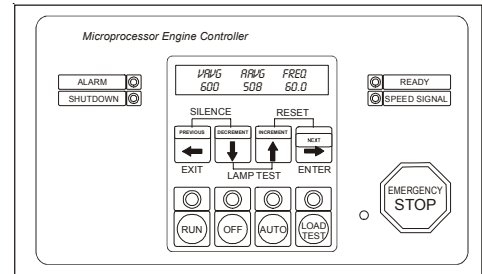
Fuel Injection Pump Make	Delphi DP210
Recommended Fuel	ASTM-D975 No.1 and No. 2 Diesel
Feed Pump Maximum Suction Head	23.6 ft. (600m)
Fuel Filter	Spin-on w/ water separator
Max. Fuel Flow	25.8 gal/hr (98 L/hr)
External Fuel Tank Capacity	190 gal (719 L)
Fuel Consumption	
Diesel Fuel At % of Load	gal/hr (L/hr)
100%	2.57 (9.75)
75%	1.91 (7.22)
50%	1.30 (4.92)
25%	N/A

Exhaust System

Exhaust Flow at Rated kW	128.9 L/sec (273 ft ³ /min)
Exhaust Temperature at Rated kW	984F° (529C°)
Maximum Allowable Backpressure	18.4 Mbar (1.84 kPa)
Heat Rejection To Exhaust	27.5 Btu/sec (29 kW)

Derating Factors

For non-standard site conditions, derate according to ISO 3046. Under the terms of the guarantee, the rating selected must be appropriate to the operational conditions of the engine.



GENERATOR CONTROLLER

- ICS-50™ microprocessor-based digital generator controller.
- 12 or 24 Volt DC compatible.
- Meets all NFPA 110 requirements for emergency power systems Level I installations.
- Backlit LCD display screen with alphanumeric readout.
- Front panel keypad provides password protected programming.
- Self diagnostic features continuously verify processing, input/output and memory circuits.
- Metering accurate to $\pm 1\%$ within temperature range of 0°C to +50°C.
- EMI/RFI noise immunity and surge performance per IEEE C62.41.
- Certified to UL508 and CSA 22.2 #14 Industrial Control Equipment Standards.

Standard Controller Features

AC Metering Display:

- Voltage/Amperage/Frequency
- Generator Phase Voltage / Current
- Generator Frequency

Engine Information Display:

- Engine Temperature / Oil Pressure (psi)
- Battery Voltage (DC) / Tachometer
- Hourmeter

Timer Countdown Display:

- Engine Start Delay
- Oil Bypass
- Overcrank
- Cycle Crank
- Rest Period
- Starter Re-engage Delay
- Bypass Delay

Minor Fault Warning Display:

- Switch Not In Auto
- Low Fuel Level
- Low Oil Pressure Alarm
- Low Engine Temperature
- High Engine Temperature Alarm
- Low Battery Voltage
- High Battery Voltage
- Weak Battery Condition
- Battery Charger Input Fail
- Undervoltage
- Underfrequency
- Overfrequency
- Overcurrent

Major Fault Shutdown Display:

- Overvoltage
- Emergency Stop

Loss Of Speed

- Overcrank
- Overspeed
- Low Oil Pressure
- High Engine Temperature
- Low Coolant Level
- Spare Programmable Digital Faults

Switches And Operating Controls:

- Run / Off / Auto / Load Test Buttons
- Decrement / Increment / Previous (Exit) /Next (Enter) Program Buttons
- Emergency Stop Button
- Audible Alarm Horn – 80 dB(A) at 2 feet
- Alarm Horn Silence Button
- Lamp Test Button
- Fault Reset Function
- RJ45 Remote Communications, External Expansion Module Ports

Control LED Indicators:

- Switch Position (Run, Off, Auto, Load Test)
- Common Alarm (Minor Fault)
- Common Shutdown (Major Fault)
- Generator Ready (When in Auto)
- Speed Signal
- Emergency Stop

Diagnostic LED Indicators:

- Run Output Energized
- Crank Output Energized
- Remote Start Signal Initiated
- Common Fail Output Energized
- Watchdog -- CPU Running
- Programmable Output Contacts



30kW Diesel On-Site Power Industrial Generator

Generator Set Options

Alternator

- Full output 1 Phase Alternator
- Generator Strip Heater
- Permanent Magnet Generator (PMG)

Control Panel

- Remote Monitoring and Generator Network Communications Link
- Voltage Adjusting Rheostat

Cooling System

- Coolant Heater
- Low Coolant Shutdown Safety
- Radiator Duct Flange

Engine

- Electronic Governor
- Engine Crankcase Ventilation Filter

Enclosed Unit

- Outdoor Weather-protective Housing
- Outdoor Sound-Attenuated Housing
- Critical Grade Exhaust Silencer
- Exhaust Mounting Package
- Rain Cap

Open Unit

- Critical Exhaust Silencer
- Exhaust Mounting Package

Electrical System

- Battery
- Environmental Plastic Battery Box
- Battery Charger, Equalize/Float Type 3.5 Amperes
- Battery Charger w/Alarms, Equalize/Float Type, 10 Amperes

Fuel System

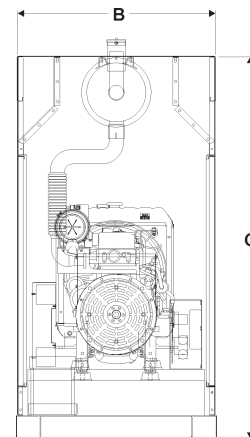
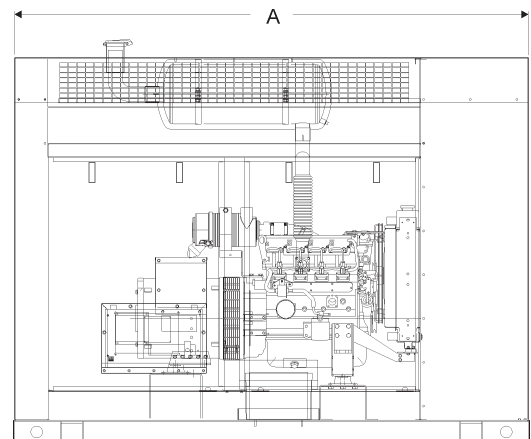
- Sub-base Fuel Tank (12-hr / 39 gal), Double Wall, UL142
- Sub-base Fuel Tank (24-hr / 77 gal), Double Wall, UL142

Automatic Transfer Switch

- Amperage _____
- No. Poles _____
- Type Enclosure _____
- Options _____

Miscellaneous

- Main Line Circuit Breaker
 - 120/208 Volt, 3 Phase, 3 Pole
 - 120/240 Volt, 3 Phase, Delta, 3 Pole
 - 139/240 Volt, 3 Phase, 3 Pole
 - 277/480 Volt, 3 Phase, 3 Pole
 - 120/240 Volt, 1 Phase, 2 Pole
- Main Line Circuit Breaker Options
 - Auxiliary Contacts
 - DC Shunt Trip
- Remote Annunciator Panel
- Remote Emergency Stop Kit
- Vibration Isolators, Spring Type



Weights and Dimensions

Housing Options	A	B	C		
			Skid-mount	12hr fuel tank*	24hr fuel tank*
Open	84 in. (2,133 mm)	34 in. (863 mm)	43 in. (1,092 mm)	49 in. (1,245 mm)	58 in. (1,473 mm)
	Weight		1,396 lbs (633 kg)	1,855 lbs (841 kg)	1,960 lbs (889 kg)
Standard	84 in. (2,133 mm)	34 in. (863 mm)	66 in. (1,676 mm)	72 in. (1,829 mm)	81 in. (2,057 mm)
	Weight		1,823 lbs (827 kg)	2,282 lbs (1,035 kg)	2,387 lbs (1,083 kg)
Sound Attenuated	84 in. (2,133 mm)	34 in. (863 mm)	66 in. (1,676 mm)	72 in. (1,829 mm)	81 in. (2,057 mm)
	Weight		1,876 lbs (851 kg)	2,335 lbs (1,059 kg)	2,440 lbs (1,106 kg)

* Optional

NOTE: Weights are based on dry gensets with standard equipment. The total weight may vary according to fluid additions and/or optional equipment ordered with the unit.

Backfeed to a utility system can cause electrocution and/or property damage. Do not connect to any building's electrical system except through an approved device. Specifications are subject to change without notice.

Your MQ Power dealer is:



MQ POWER

POST OFFICE BOX 6254
 CARSON, CA 90749
 310-537-3700 • 800-883-2551
 FAX: 310-632-2656
 E-MAIL: mqpower@multiquip.com
 WEBSITE: www.mqpower.com