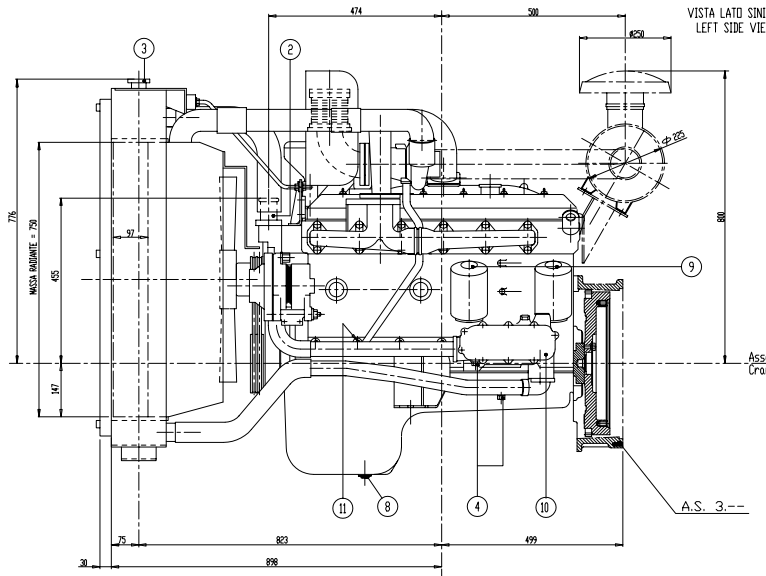


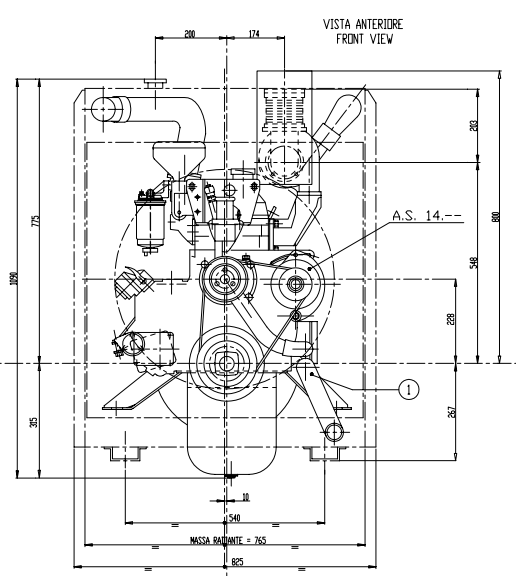


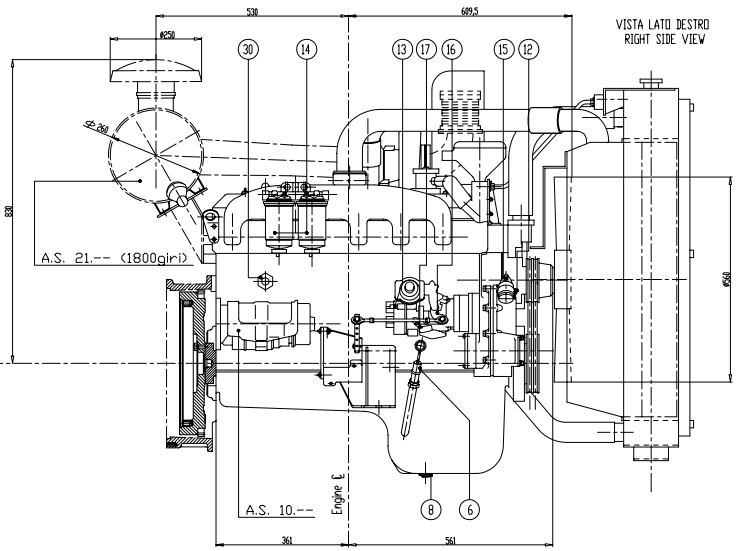


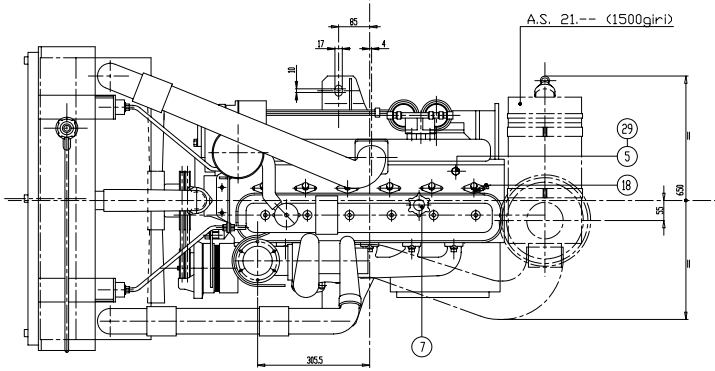


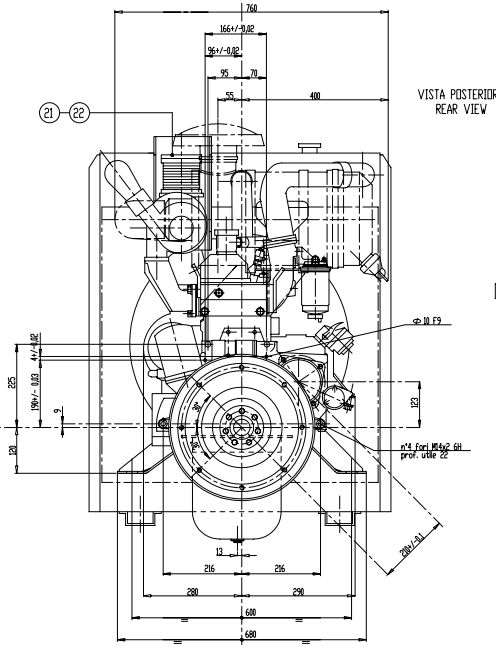


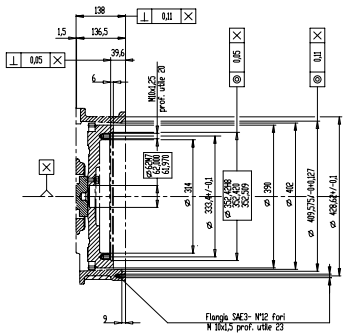


| | N° | DESCRIZIONE | DESCRIPTION |
|---|---|---|---|
| ACQUA WATER | 1 | ENTRATA ACQUA | WATER INLET |
| | 2 | USCITA ACQUA | WATER OUTLET |
| | 3 | TAPPO INTRODUZIONE ACQUA | WATER FILLER CAP |
| | 4 | TAPPO SCARICO ACQUA | WATER DRAIN PLUG |
| | 5 | SEDE TERMOMETRO ACQUA (M16x1,5) | WATER TEMPERATURE SENDER TAP(M16x1,5) |
| OLIO OIL | 6 | ASTA LIVELLO OLIO | OIL DIPSTICK |
| | 7 | TAPPO INTRODUZIONE OLIO | OIL FILLER CAP |
| | 8 | TAPPO SCARICO OLIO | OIL DRAIN PLUG |
| | 9 | FILTRO OLIO | OIL FILTER |
| | 10 | SCAMBIATORE DI CALORE ACQUA OLIO | OIL COOLER |
| | 11 | SEDE SEGNALATORE PRESSIONE OLIO (M10x1,25) | OIL PRESSURE SENDER TAP (M10x1,25) |
| COMBUSTIBILE FUEL | 12 | ENTRATA COMBUSTIBILE | FUEL INLET |
| | 13 | USCITA COMBUSTIBILE | FUEL OUTLET |
| | 14 | FILTRO COMBUSTIBILE | FUEL FILTER |
| | 15 | LEVA MANUALE POMPA ALIMENTAZIONE | HAND OPERATED FUEL LIFT PUMP LEVER |
| | 16 | LEVA COMANDO ACCELLERATORE | THROTTLE LEVER |
| | 17 | LEVA COMANDO STOP | STOP LEVER |
| | 18 | DRENAGGIO INIETTORI | INJECTION FUEL DRAIN |
| | 19 | | |
| | 20 | | |
| GAS SCAR. EXHAUST | 21 | USCITA GAS DI SCARICO | EXHAUST GAS OUTLET |
| | 22 | CONTROFLANGIA USCITA GAS DI SCARICO | EXHAUST COUNTERFLANGE |
| | 23 | | |
| VARIE OTHERS | 24 | | |
| | 25 | | |
| | 26 | | |
| | 27 | | |
| | 28 | | |
| | 29 | TAPPO SFIATO MANUALE | MANUAL AND DRAIN PLUG |
| | 30 | PRESA PER SCALDIGLIA | WATER HEATER SEAL |

A.S. OPTIONALS

ENTRATA COMBUSTIBILE
FUEL INLET
(12) Scala 1:1

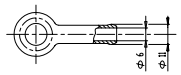

USCITA COMBUSTIBILE
FUEL OUTLET
(13) Scala 1:1

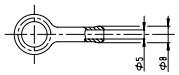

DRENAGGIO INIETTORI
(18) Scala 1:1

CONTROFLANGIA USCITA GAS DI SCARICO
EXHAUST COUNTERFLANGE
(22) Scala 1:2

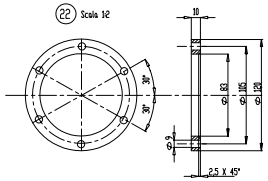

SILENZIATORE SCIOLTO
MUFFLER (LOOSE)

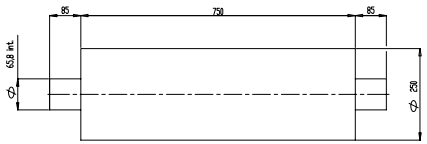

CAD DRAWING
HANDLING ON CAD SYSTEM ONLY

Modifiche: a) Eseguito grafico era. Sd (24 - 07 - 98 De Nicolo)
(Alterations) b) Variato quota era. 311.5 (21-12-99 Cacbone)

Tolerance ed altre prescrizioni generali IVECO Standard 18-0999 / Allgemeintoleranzen und sonstige Vorschriften IVECO Standard 18-0999 / General tolerances and other specifications IVECO Standard 18-0999

| | | | |
|---|---|---|---|
| Q.tà Ref. | -- | Peso Grezzo | -- |
| Cat. Ref. | -- | N.P. Grezzo | -- |
| Mat. Ref. | -- | | |
| Trattam. Ref. | -- | Classe Grezzo | -- |
| | | Trattam. Grezzo | -- |
| | | Scala | 1:5 (1:2) |

Data: 24 - 07 - 98
Cod. Disegnatore: De Nicolo
Cod. Controllo: Marinati
Data: Burgazzi
Cod. Approvatore:
Foglio: 1/1

SCHEMA INGOMBRO MOTORE
ENGINE LAYOUT

Cod. Prod. 8061SR127.05
Cod. Ref. 54-9706 A0
Ref. 8025717

IVECO alfa
UFFICIO PROGETTI